

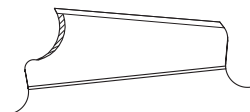
再研磨方法

Where and how to sharpen the blade

市販のφ8mmのヤスリを使って図1のように研磨してください。
また市販の平ヤスリで図2のように研磨していただくと、より切れ味が良くなります。

■研磨する場所

【図1 / Figure 1】



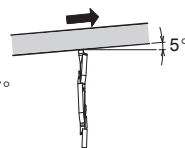
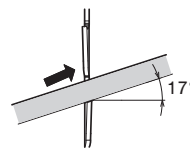
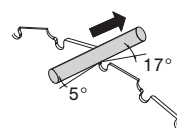
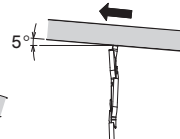
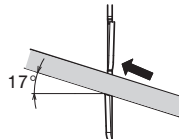
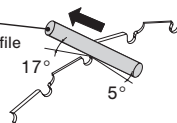
①Teeth point [Figure 1]

Tool: φ8 (5/16") round file
in your market

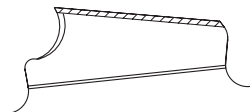
How to: Grind at 17° while keeping
the round file at 5°

■研磨方法

φ8mmのヤスリ
φ8 (5/16") round file



【図2 / Figure 2】

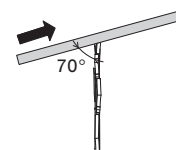
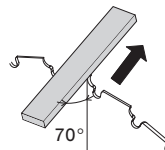
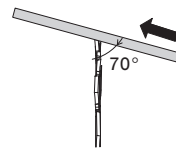
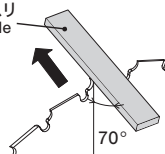


②Top of teeth [Figure 2]

Tool: Flat file
in your market

How to: Grind at 70°

平ヤスリ
Flat file

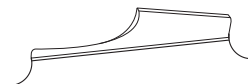


交換時期

When to replace

図3のように刃が半分ほど無くなったら新しい刃に交換してください。
It is time to replace the blade when half of the blade is already used.

【図3 / Figure 3】



③Half of the blade